



University of Massachusetts Amherst | 514 Thompson Hall | Amherst MA 01003 | director@humansecuritylab.net | <http://www.humansecuritylab.net> | @HSecurityLab

SURVEY TOPLINES:

Ukrainian Attitudes Toward Civilian Men's Right to Flee Ukraine War¹

Timeframe: May 2022 – June 2023²

Population: Internet users in Ukraine aged 16+

Sample: Random

Total N Completed Survey: 4,153 (3,961 weighted)

Released: July 13, 2022 (updated June 14, 2023)

INVITATION: "Your feedback is very important to us. Thank you for your participation."

UKRAINE MARTIAL LAW

Currently, Ukrainian martial law requires all men 18-60 to remain inside Ukraine. Which of the following is closer to your view? (You will have a chance to give a more detailed answer next.³)







- Civilian men aged 18-60 should be permitted to flee a war if they choose like any other civilian.
- Civilian men aged 18-60 should be required to stay in Ukraine.
- My view on this issue is different from either of these options.

¹ This survey was collected by RIWI Corporation for University of Massachusetts' Human Security Lab, with support from the Coles Foundation. Data was analyzed by Kristina Becvar, Charli Carpenter, Hunter Fairchild, Liam Harney, Camryn Hughes, Makara Ie, Nicholas McCurrach, and Astrid Paz.

² The first survey was conducted in May-June 2022; a second wave was conducted in May-June 2023.













³ Open-ended prompt offered in 2022 survey only.

Q - Currently, Ukrainian martial law requires all men 18-60 to remain inside Ukraine. Which of the following is closer to your view?
 (You will have a chance to give a more detailed answer next.)





ob_5222_agree_martial_law	respondents	percent	+/-	weighted	+/-
should_be_permitted_to_flee	1183	28% 	1.4%	27% 	1.4%
should_be_required_to_stay	1838	44% 	1.5%	43% 	1.5%
my_view_different_from_either	1132	27% 	1.4%	30% 	1.4%
TOTAL	4153				

DEMOGRAPHICS





Q What is your age and gender?

age_group	respondents	percent	+/-	weighted	+/-
16_24	1267	31% 	1.4%	13% 	1.1%
25_34	973	23% 	1.3%	17% 	1.2%
35_44	754	18% 	1.2%	16% 	1.1%
45_54	523	13% 	1.0%	15% 	1.1%
55_64	318	8% 	0.8%	16% 	1.1%
65_and_over	318	8% 	0.8%	23% 	1.3%
TOTAL	4153				











Q What is your age and gender?

gender	respondents	percent	+/-	weighted	+/-
male	2791	67% 	1.4%	46% 	1.6%
female	1362	33% 	1.4%	54% 	1.6%
TOTAL	4153				











Q q00a_select_language

q00a_select_language	respondents	percent	+/-	weighted	+/-
ukrainian	2453	59% 	1.5%	58% 	1.5%
russian	1698	41% 	1.5%	42% 	1.5%
TOTAL	4151				

Q What is the highest level of education you have completed?

q06_education	respondents	percent	+/-	weighted	+/-
primary	358	9% 	0.9%	8% 	0.9%
secondary	762	18% 	1.2%	15% 	1.1%
post_secondary	949	23% 	1.3%	23% 	1.3%
bachelors	824	20% 	1.2%	18% 	1.2%
masters_or_higher	1260	30% 	1.4%	36% 	1.5%
TOTAL	4153				

Q What is your annual household income?

q07_income	respondents	percent	+/-	weighted	+/-
ua_less_than_30000_uah	1740	42% 	1.5%	43% 	1.5%
ua_30000_60000_uah	750	18% 	1.2%	18% 	1.2%
ua_60001_120000_uah	517	12% 	1.0%	12% 	1.0%
ua_120001_240000_uah	409	10% 	0.9%	9% 	0.9%
ua_more_than_240000_uah	736	18% 	1.2%	18% 	1.2%
TOTAL	4152				

ATTITUDES ON UKRAINE MARTIAL LAW BY DEMOGRAPHIC



Attitudes by Age

ob_5222_agree_martial_law / age_group	16_24	+/-	25_34	+/-	35_44	+/-	45_54	+/-	55_64	+/-	65_and_over	+/-
should_be_permitted_to_flee	31%	4.0%	30%	3.5%	28%	3.5%	24%	3.5%	25%	3.4%	25%	2.8%
should_be_required_to_stay	40%	4.2%	45%	3.8%	43%	3.8%	50%	4.0%	44%	3.9%	40%	3.2%
my_view_different_from_either	30%	3.9%	25%	3.3%	29%	3.5%	26%	3.5%	31%	3.6%	35%	3.1%
n=3961 chi² =37.4 p=0.0000	518		670		644		595		618		915	

Attitudes by Gender

ob_5222_agree_martial_law / gender	male	+/-	female	+/-
should_be_permitted_to_flee	26%	2.0%	28%	1.9%
should_be_required_to_stay	47%	2.3%	40%	2.1%
my_view_different_from_either	27%	2.0%	32%	2.0%
n=3961 chi² =20.4 p=0.0000	1807		2154	

Attitudes by Language

ob_5222_agree_martial_law / q00a_select_language	ukrainian	+/-	russian	+/-
should_be_permitted_to_flee	23%	1.7%	32%	2.2%
should_be_required_to_stay	50%	2.0%	35%	2.3%
my_view_different_from_either	27%	1.8%	33%	2.3%
n=3959 chi² =89.9 p=0.0000	2287		1671	

Attitudes by Education

ob_5222_agree_martial_law / q06_education	primary	+/-	secondary	+/-	post_secondary	+/-	bachelors	+/-	masters_or_higher	+/-
should_be_permitted_to_flee	36%	5.2%	28%	3.7%	28%	2.9%	30%	3.4%	22%	2.1%
should_be_required_to_stay	34%	5.1%	44%	4.0%	43%	3.2%	46%	3.7%	44%	2.6%
my_view_different_from_either	30%	4.9%	28%	3.7%	29%	2.9%	24%	3.2%	34%	2.4%
n=3961 chi² =49.3 p=0.0000	332		579		912		699		1439	

Attitudes by Income

ob_5222_agree_martial_law / q07_income	ua_less_than_30000_uah	+/-	ua_30000_60000_uah	+/-	ua_60001_120000_uah	+/-	ua_120001_240000_uah	+/-	ua_more_than_240000_uah	+/-
should_be_permitted_to_flee	26%	2.1%	28%	3.3%	28%	4.0%	25%	4.5%	29%	3.4%
should_be_required_to_stay	44%	2.4%	46%	3.7%	49%	4.5%	49%	5.2%	33%	3.5%
my_view_different_from_either	31%	2.2%	26%	3.2%	23%	3.8%	26%	4.5%	37%	3.6%
n=3960 chi² =54.6 p=0.0000	1699		711		484		359		707	

BASIC DESCRIPTIVE STATISTICS

Responses (3,961 total)



Let Them Choose (27%)

Respondents who selected "Civilian men aged 18-60 should be permitted to flee a war if they choose like any other civilian."

Make Them Stay (43%)

Respondents who selected "Civilian men aged 18-60 should be required to stay in Ukraine."

Different Option (30%)

Respondents who selected "My view on this issue is different from either of these options."

