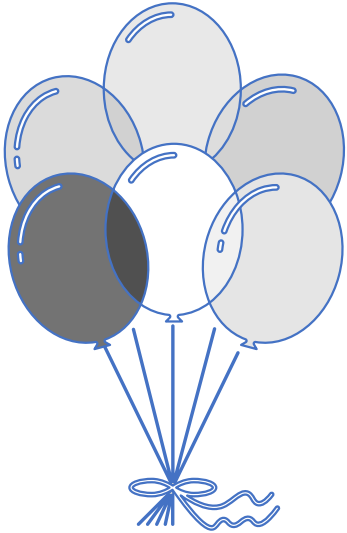


IMS DEPARTMENT ANNOUNCEMENTS



Happy Retirement and Congratulations to Connie Wickham who is retiring on September 30th. Connie served 38 years in the Omaha Public Schools. Most recently, she served as the Coordinator of User Support and the Director of Educational Service Unit 19. Please join us in congratulating and wishing Connie a Happy Retirement!

Please take a moment to review our [Student Data Privacy Policy](#).

Moving Phones at OPS

Moving Cisco Phones around is no longer a standard practice. Each Phone is identified with what room number it is. Line 1 is programmed so we can identify the location it is at, not the person using it. When phones get moved, we are often not aware so issues can occur. The jack at the location you're plugging into may not be live or not configured for a Cisco Voip Phone. When a staff member moves to a different location a Help Desk ticket must be created. The ticket needs to include a description of the work and provide the extension being moved and both the MAC address of the old phone and the new phone (found on the back of the phone). We then remove the personal number from the old phone and add it to the new phone. This is our way to standardize process and keep accurate information on phones, locations, and settings.

The MTC and Production Room are Open!

Our hours of operation are Monday-Friday
7:00am-5:00pm.

*The MTC and Production Room will not be hosting
Saturday Hours for the 21-22 school year.*

Teachers and Administrators are welcome to work in person at the TAC building, drop projects off at the Production Room for completion (including lamination) or send instructions through inter-office mail or email.

For any questions regarding the production room and its capabilities, please email Anne House: anne.house@ops.org or Imelda Harris Imelda.harris@ops.org

For more information, feel free to visit our page on the district's website:

[MEDIA TECHNOLOGY CENTER](#)

Introducing Our Apple Professional Learning Trainers!



Hello, I'm Robbie Jensen. I started my educational journey in Omaha Public Schools. I started as a para at Dundee and then taught sixth grade and was the Technology Facilitator at Pawnee. Over the past 11 years, I have been working in technology professional learning in partnership with many districts in Eastern Nebraska and as an adjunct instructor for College of St. Mary's and Doane University. I have helped many districts with iPad initiatives, building blended learning programs and working with teachers to build digital lessons that make an impact in the classroom. Additionally, I have served as an adjunct instructor at Doane.

Hello, I'm Ann Feldmann. I have spent my entire career serving and helping others. The first 20 years of my career, I served the Bellevue Public Schools community as a secondary math/French teacher and as a District Instructional Technology Specialist. I became an Apple Distinguished Educator in 2017. For nearly a decade I helped lead the district's 1:1 Blended Learning initiative, "iPad Academy". I provided professional learning and mentorship to all levels of the school district. I partnered with many educators, daily in their classrooms, on integrating blended learning strategies with the curriculum with a focus on meeting the individual needs of teachers and students. Additionally, I have served as an adjunct professor for Peru State College, Doane, and UNO where I taught graduate courses on instructional technology and professional learning. I am currently working on my doctorate in Educational Leadership at UNO.



Services we can provide to buildings:

1. Leadership visioning and planning support
2. Develop professional learning plans to match building learning goals
3. Research-based strategies for learning with technology
4. Staff Workshops Topics Include and are not limited to the following:
 - Apple Core Apps (Apple Classroom App, Pages, Keynote, Numbers, Clips, iMovie, Garageband)
 - Blended Learning Strategies
 - Coding
 - Creation Strategies with the Curriculum
 - Digital Literacy
 - Digital Workflow
 - Makerspaces
 - Student Engagement/Reflection
 - Targeting Instruction with Instant Feedback
5. Hands-On Instructional Coaching and Mentoring
 - Learning about technology and content resources
 - Integrating Technology with the Curriculum
 - Co-creating exploratory learning experiences
 - Modeling in-class lessons
 - Collaborative reflection and recommendations
6. Professional Learning for PLCs

Contact Us Here!

Robbie Jensen: robbie.jensen@ops.org/robbie.jensen@apple.com

Ann Feldmann: ann.feldmann@ops.org/afeldmann@apple.com



All student photos in Office 365/Teams will be changed to the student A+ LOGO at the end of the day on Friday October 15th.

DISTRICT TECHNOLOGY TRAINER UPDATES

Check out our [IMS Professional Learning Newsletter](#) for the following resources:

- **Announcements and Upcoming Trainings**
- **Applications Our OPS Technology Trainers Support**
- **Apple Professional Learning Specialists**
 - Office Hours
 - Applications the Apple Trainers Support

Teams Meeting Policy Change for Who Can Bypass the Lobby

Currently, the default setting in Teams meetings for “Who can bypass the lobby?” is set to allow “Only Me” into Teams meetings. Starting after **Friday, September 10th**, this default setting will be changed to “People I invite.” Only invited users and meeting organizers can join the meeting directly without waiting in the lobby. Everyone else, including authenticated users within the organization, guest users, users from trusted organizations, and anonymous users must wait in the lobby. Meeting organizers can click **Meeting Options** in the meeting invitation to change this setting for each meeting they schedule. This setting’s change will apply to all new meetings organized by that user and any prior meetings where the user didn't modify Meeting options.

Meeting options

Who can bypass the lobby?

Always let callers bypass the lobby

Announce when callers join or leave

Who can present?

Managed mode (Attendees can only see shared content and the videos of people you spotlight)

People I invite (Turn off Allow For... ▼

Everyone

People in my organization, trusted organizations, and guests

People in my organization and guests

People I invite (Turn off Allow Forwarding in the meeting invite)

Only me

Note: Although there is a reminder to “Turn off Allow Forwarding in the meeting invite” this action is not necessary. Even if an invite gets forwarded to someone the organizer of the meeting didn’t originally invite, that person will still have to wait in the lobby until they are allowed into the meeting.

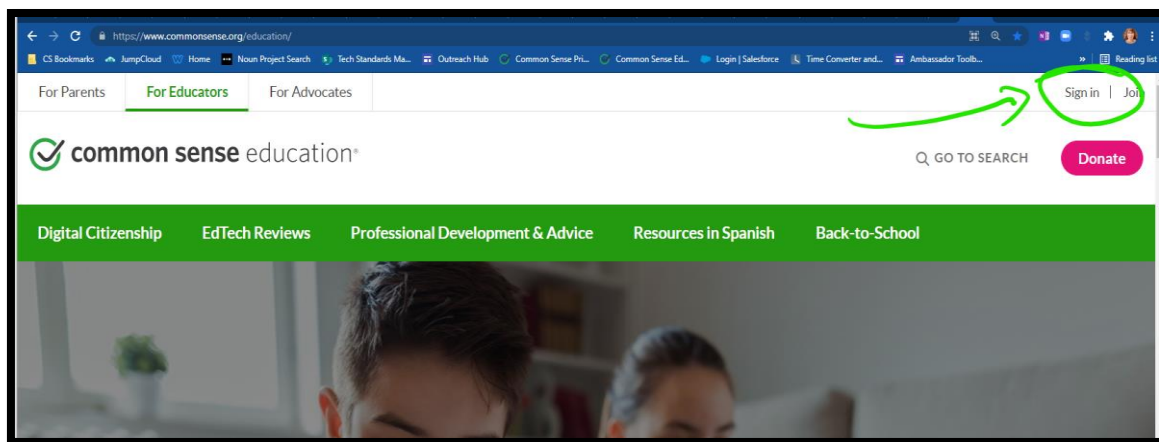


common sense education®

UPDATE: Accessing Your Common Sense Education Account


All OPS educators have a FREE Common Sense Education Account where all the awesome lessons, parent resources, SEL resources etc. etc. etc. are housed. However, as of June 2021, the Single Sign-on option in Clever was discontinued by Common Sense Education. **NO WORRIES!** You can still easily use the Common Sense icon in the **Clever Portal** using what they call 'Saved Password'. You will need to update your Common Sense account password and save it in the Clever Portal.

FIRST go to <https://www.commonsense.org/education/> & click the 'sign-in' link in upper right corner.



common sense education®

Not a member? [Sign up for free today!](#)
Educators must be 18 or older to sign in. Students do not need accounts to access resources.

 Sign in with Google

OR USE YOUR EMAIL

E-mail or username *

Password *

[Forgot your password?](#)

We respect your privacy and will never post anything without your permission.
[See our privacy policy.](#)


Why does Common Sense Education offer social login? [Read the FAQ.](#)

A sign-in window will open. You will need to reset your password for your Common Sense Account. To do that select 'Forgot your password?'. Use your OPS email to have an email prompt sent to reset the password. e.g., *Firstname.Lastname@ops.org* Your email will ALSO be your username for your account.

THEN follow the email directions to reset your password. (be sure to consider safe passwords e.g. use numbers, symbols, capital and lower case letters)

AFTER resetting your password, you can either sign in from the Common Sense website OR use the Clever Portal.

To use the Clever Portal, you have one more step to set up your easy access. Go to the Clever Portal Homeroom e.g., <https://clever.com/in/omaha/teacher> Click on the Common Sense icon



NEXT this window will be prompted.

THEN Enter your OPS Username e.g. Firstname.Lastname@ops.org

FINALLY enter your 'new' Common Sense Account password. Now you are all set. Your password will be saved. Each time you want to go to the website simply click the icon and it will redirect you to the sight and automatically sign you in!