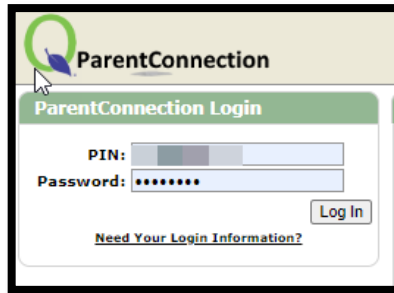
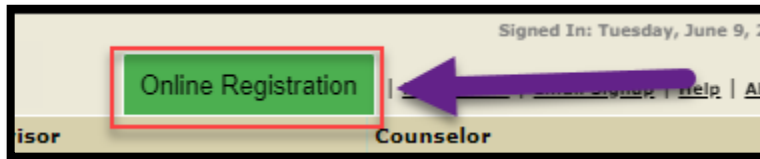

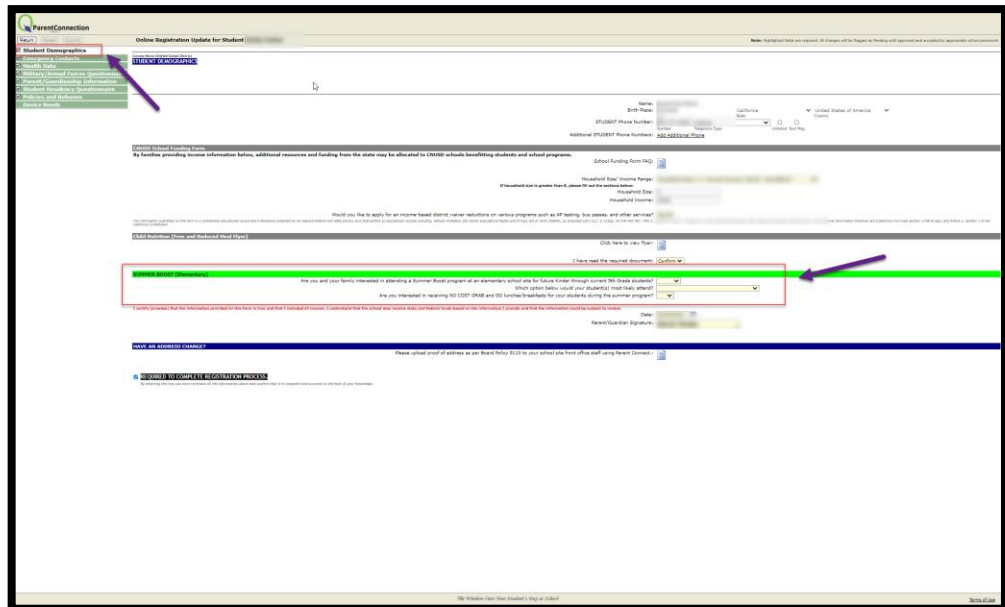


PARENT CONNECT:
SUMMER BOOST (ELEMENTARY) SURVEY

CONTENTS	
SUMMER BOOST (ELEMENTARY) SURVEY	2
ON A COMPUTER.....	2
ON A MOBILE DEVICE	3



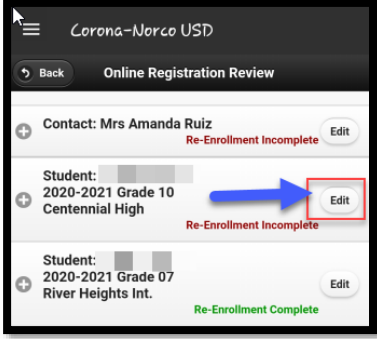
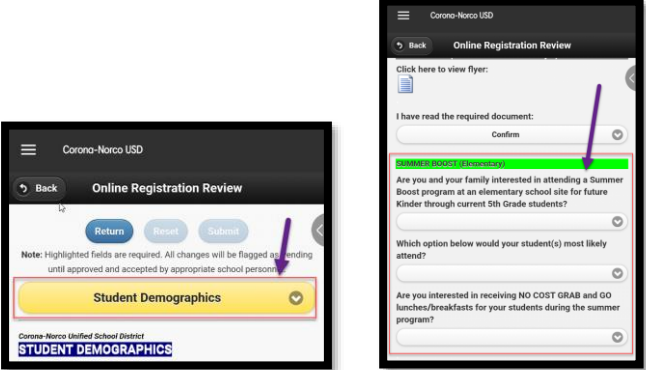
SUMMER BOOST (ELEMENTARY) SURVEY

ON A COMPUTER

STEP	EXAMPLE
1) LOG INTO PARENT CONNECT	
2) SELECT [ONLINE REGISTRATION]	
3) SELECT [EDIT] NEXT TO THE DESIRED STUDENT	
4) GO TO THE [STUDENT DEMOGRAPHICS] SECTION	
5) ANSWER THE SUMMER BOOST QUESTIONS & CHECK THE CONFIRMATION BOX	
6) SELECT [SUBMIT]	

REPEAT STEPS FOR ANY OTHER STUDENTS

ON A MOBILE DEVICE

STEP	EXAMPLE
1) OPEN THE PARENT CONNECT MOBILE APP ON YOUR PHONE AND SELECT LOG IN	
2) SELECT THE MENU ICON AND CHOOSE ONLINE REGISTRATION	
3) SELECT [EDIT] NEXT TO THE DESIRED STUDENT	
4) FROM THE MENU DROP DOWN, SELECT THE [STUDENT DEMOGRAPHICS] SECTION 5) ANSWER THE <u>SUMMER BOOST</u> QUESTIONS 6) SELECT [SUBMIT]	

REPEAT STEPS FOR ANY OTHER STUDENTS