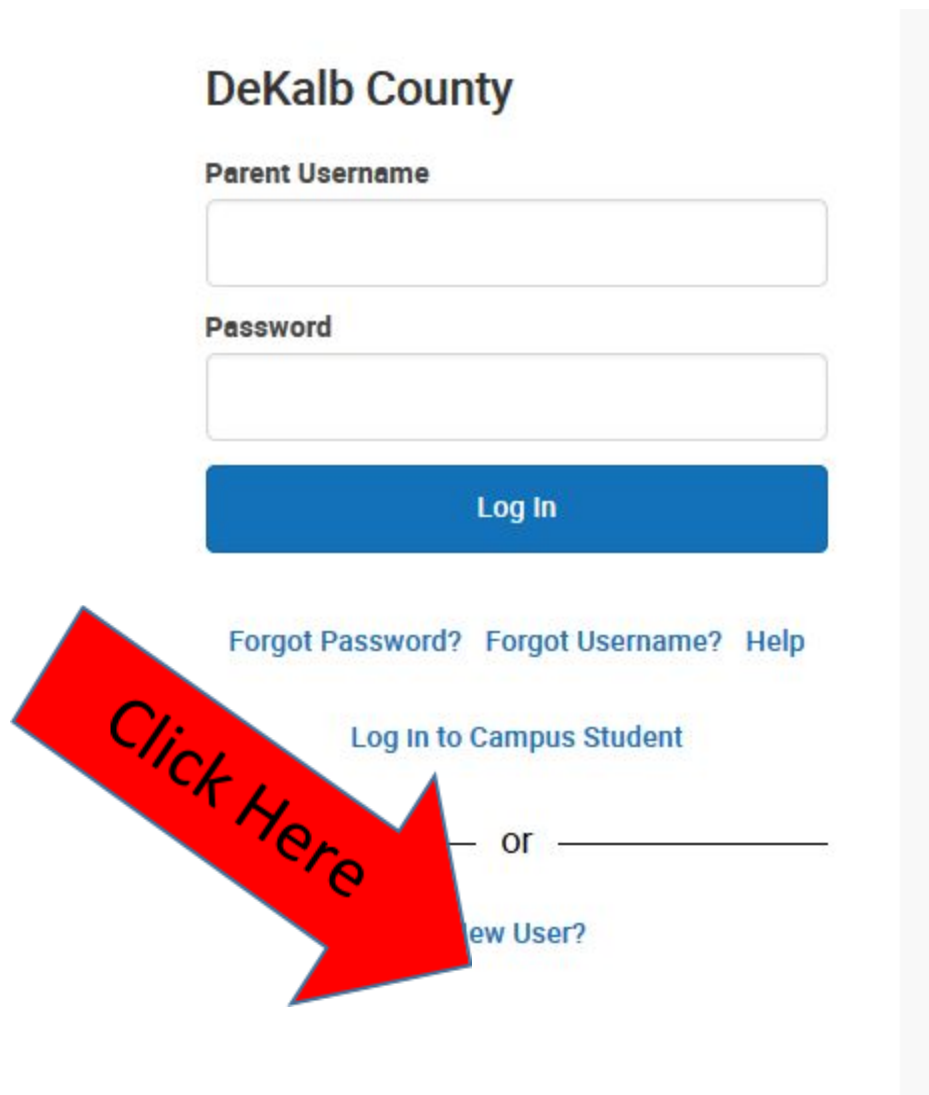


Parent Portal Instructions

To Access Student's Grade, Attendance, Report Cards and more...

Please [click here](#) and follow the follow steps:

1. Click on New User (see example) if you have received your Activation Key to create Username & Password.



The screenshot shows the DeKalb County Parent Portal login interface. It includes a title 'DeKalb County', input fields for 'Parent Username' and 'Password', a blue 'Log In' button, and links for 'Forgot Password?', 'Forgot Username?', and 'Help'. Below these is a link for 'Log in to Campus Student'. A red arrow with the text 'Click Here' points to the 'New User?' link, which is partially obscured by the arrow. The 'New User?' link is located below the 'or' separator and the 'Log in to Campus Student' link.

DeKalb County

Parent Username

Password

Log In

[Forgot Password?](#) [Forgot Username?](#) [Help](#)

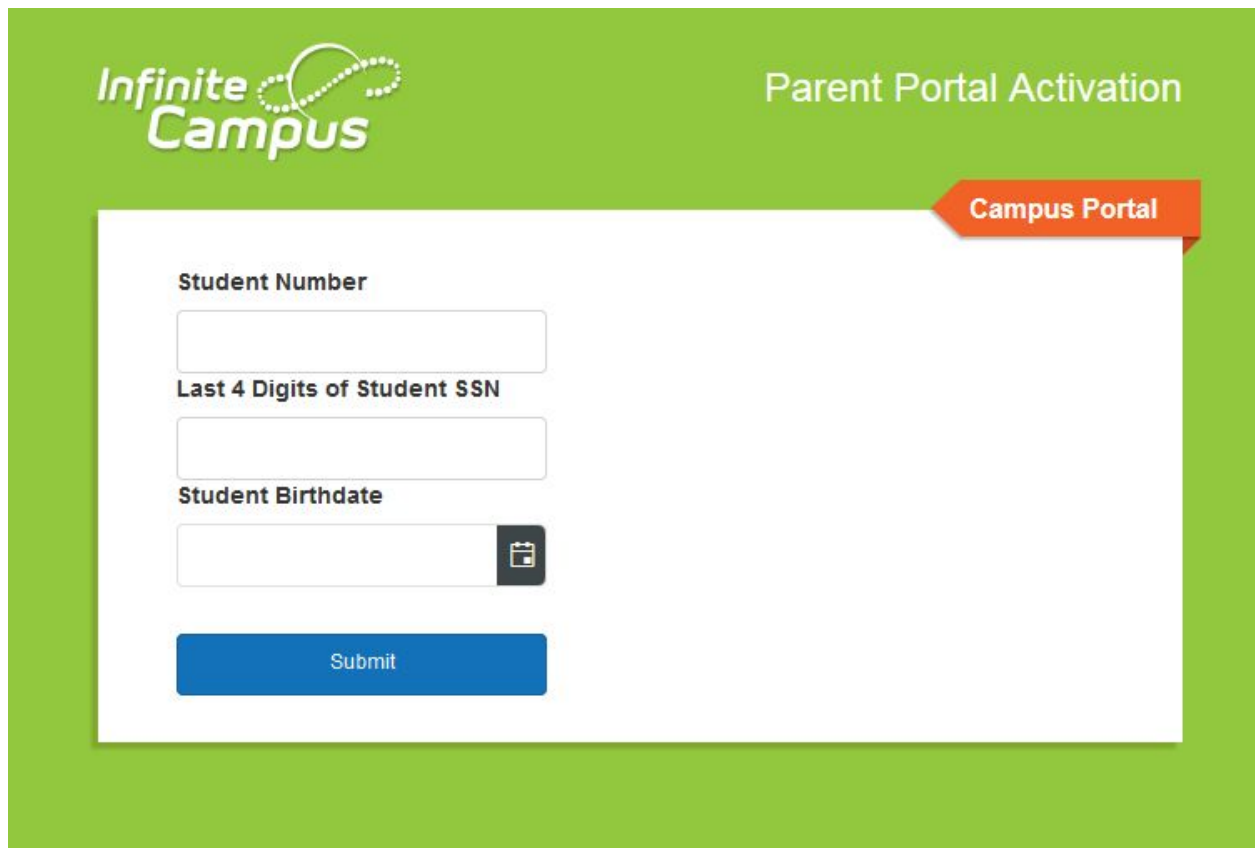
[Log in to Campus Student](#)

or

[New User?](#)

2. If you have not received your Activation Key please [click here](#)

Then complete the activation (see below) with the following information (student number, last 4 of SSN & DOB):




The image shows a screenshot of the Infinite Campus Parent Portal Activation page. The page has a green header with the Infinite Campus logo on the left and the text "Parent Portal Activation" on the right. Below the header, there is a white form area. In the top right corner of the form area, there is a red button labeled "Campus Portal". The form contains three input fields: "Student Number", "Last 4 Digits of Student SSN", and "Student Birthdate". The "Student Birthdate" field has a calendar icon to its right. Below the input fields is a blue "Submit" button.

3. Hit submit and then you will receive your Activation Key.

4. Click Manually Enter Number

5. Return to step 1 and click [New User](#)

6. Enter Activation Key & hit submit (see below):



New User?

Activate your Campus Portal account by entering the activation key sent to you by your district.

If you do not have an activation key, please contact your district to obtain one.

Activation Key *

Submit

[Back to Login](#)

7. Create Username and Password to access Parent Portal (see below) and then login:



Create Campus Parent Account

Welcome **test1 test1!**

Username *

Password *



Confirm Password *

Password Strength

0%

Submit

[Back to Login](#)

You Now Have Access!

**Download the Infinite Campus App to your smartphone,
Ipad or tablet to access anywhere and anytime!**

