

NEW Ed Tech Requests

Schools and Departments may submit requests for Ed Tech Applications for Student and Staff use for the 2021-2022 School Year.

The App Request Process will be open for staff to submit requests for **NEW** Apps (iPad Apps or Software Resources that require student accounts) through April 2021.

The new process requires the requestor to complete two forms.

- 1.) A Security, Privacy, & Safety Rubric
- 2.) A Critical Information Form

The Critical Information Form will require Administrator Approval before it can be submitted for review.

All the necessary information and forms can be found on the **District Apps Management SharePoint site**.

Click the link below to access the site.

CLICK HERE  [App Requests](#)

Once requests are submitted, they will be evaluated by the IMS - **Information Management Services** and CIS - **Curriculum and Instruction Support** Departments for approval.

The Omaha Public Schools provides standardized applications, software, and other web-based solutions to support instruction that aligns with best practices and District Policies. OPS Policy requires that all employees and students use **approved** applications to ensure a safe online experience.

Information will also be included in the Weekly IMS Newsletter, please feel free to share this information with appropriate staff.

REQUEST TIMELINE

Applications Request Window *OPEN*

March - April 2021

District Review by IMS and CIS

May – June 2021

Purchasing, Legal, Account Set Up & Rostering

June – July 2021



common sense education®

This Could BE you!



Earn Your COMMON SENSE EDUCATION Badge!

3 Steps is all it takes: LEARN, DO & REFLECT

Did you know if you have attended a Common Sense PD, you've taken the first step to earning recognition as a Common Sense Educator?

Did you know it only takes teaching ONE Common Sense lesson to earn your Common Sense educator badge?

The Common Sense recognition program supports your teaching practices, exemplifies your commitment to teaching students essential digital skills and earns you a digital badge for your role as a leader in your school community.

Download this [Guide](#) and watch this video [Apply for Common Sense Recognition](#) to see how easy it is for YOU to earn your Common Sense educator badge!

Then apply [here](#).

Contact Melissa Cleaver, Common Sense Project Coordinator, for any Questions.

DISTRICT TECHNOLOGY TRAINER UPDATES

Looking for more ideas to support your students' learning needs on iPads? Colleen Collins, Special Education Assistive Technology Coach for OPS, has shared the following tutorial videos.

[Assistive Technology iPad Tips Channel](#)

Note: The videos labeled "Symbol Stix" are specific to special education teachers only due to licensing of the product.

Check out our [IMS Professional Learning Newsletter](#) for the following resources:

- **Announcements**
- **Applications OPS Technology Trainers Support**
- **Apple Professional Learning Specialists**
 - Office Hours
 - Applications the Apple Trainers Support
- **Common Sense Education Professional Learning**

Teams Meeting Options: "Who Can Bypass the Lobby?"

In January of 2021, Microsoft Teams changed how students were able to join a meeting. This change permitted students to start Class Teams meetings without the teacher being present. So that students are no longer able to start Class Teams meetings, IMS will be changing the default setting for, "**Who can bypass the lobby?**" from People in my organization and guests, to **Only me** (the meeting organizer) starting on **Friday, April 9th**.

Automatically setting this default to **Only me** will only allow teachers (meeting organizers) to start the Class Team meeting. Students must wait in the lobby until the teacher admits all students to enter the meeting. Team meeting options can always be changed before or during a meeting.

Test Meeting
March 25, 2021, 10:00 AM - 10:30 AM
Sarah Lindensmith

Meeting options

Who can bypass the lobby? — People in my organization and guests ▾

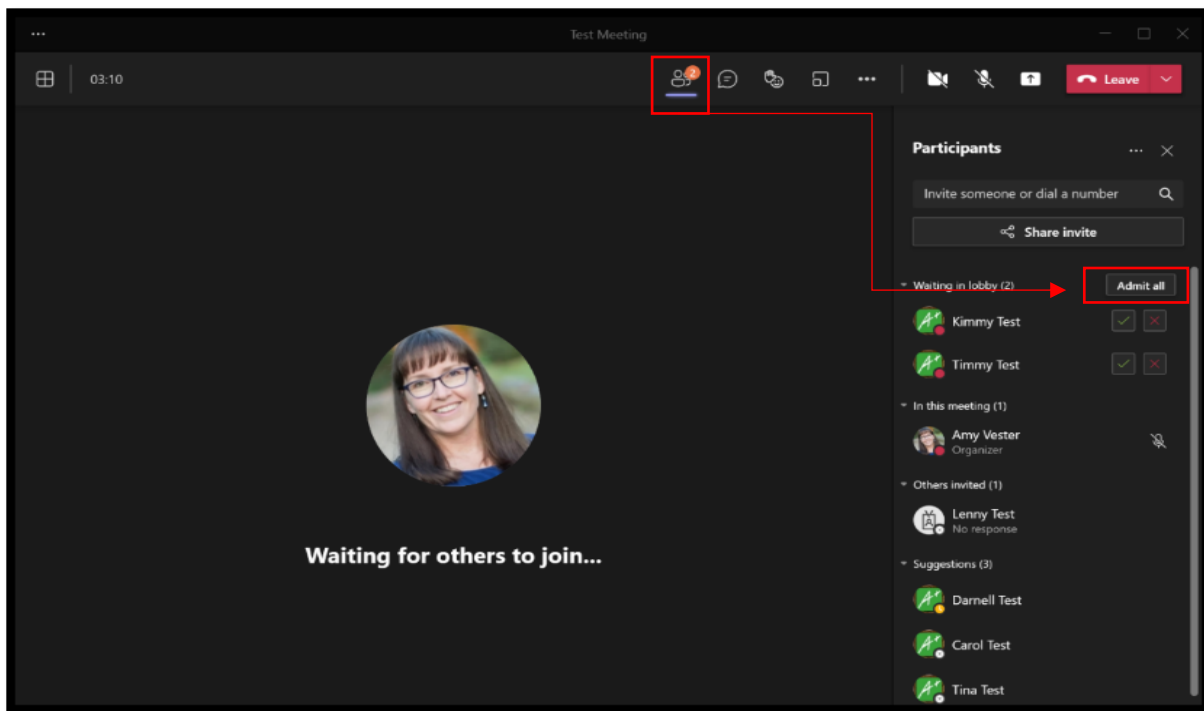
Everyone
People in my organization, trusted organizations and guests
People in my organization and guests
Only me

Always let callers bypass the lobby
Announce when callers join or leave
Who can present?
Allow attendees to unmute Yes ☒
Allow meeting chat Enabled ▾
Allow reactions Yes ☒

Save

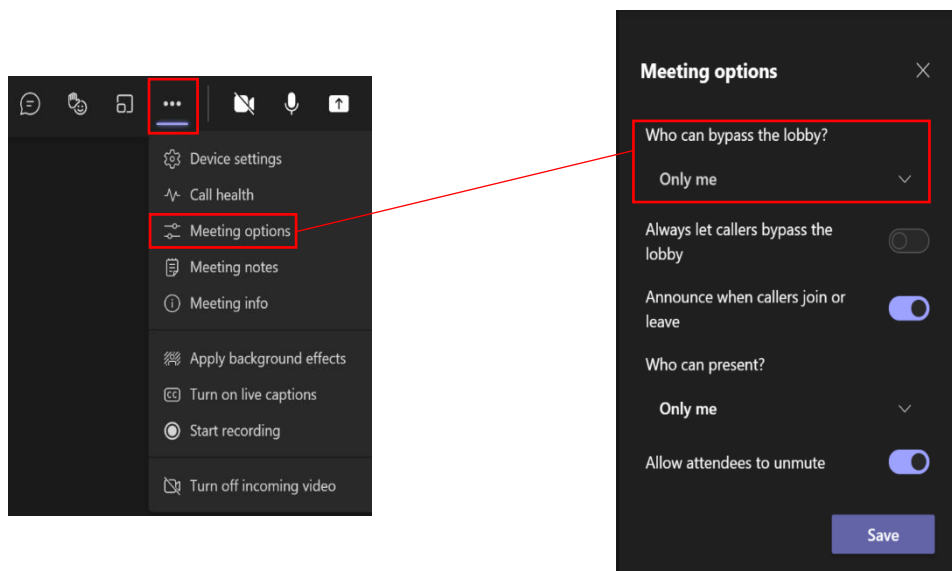
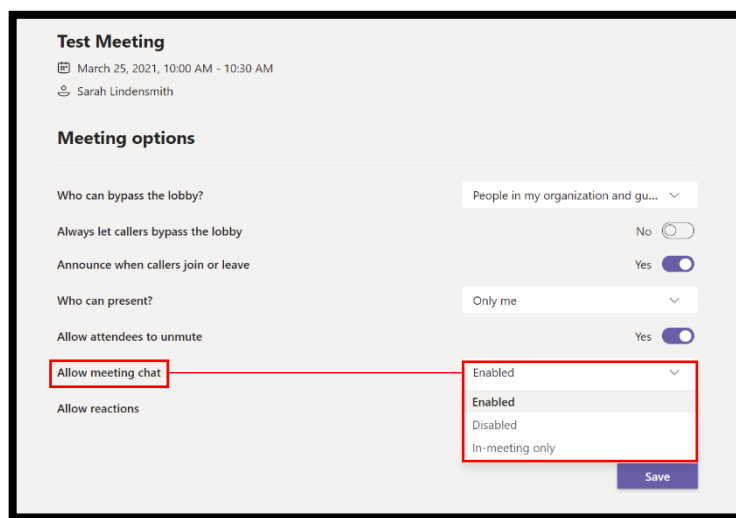
INSTRUCTIONS CONTINUED BELOW

Once you are ready to start the meeting, select Admit All. This will allow all participants to join the meeting at the same time.



Teams Meeting Options: Allow Meeting Chat Outside a Class Team

Microsoft Teams now has the chat options working correctly in Meeting options. Team Meeting options can always be changed before or during a meeting. You can now enable chat, disable chat, or allow chat in-meeting only when a meeting is scheduled outside of a Class Team.



Substitute Teachers: Meeting Options

Substitute teachers can start a Class Teams meeting using the **Meet now** option when they are in the Class Teams channel. During the meeting, they can select the 3 dots and choose the Meeting options to change who can bypass the lobby.